

Process Code Maintenance User
Guide Release 14.5.0.0.0

Part No. F42229-01
May 2021

Oracle Financial Services Software Limited

Oracle Park
Off Western Express Highway
Goregaon (East
Mumbai, Maharashtra 400 063
India

Worldwide Inquiries:

Phone: +91 22 6718 3000

Fax: +91 22 6718 3001

www.oracle.com/financialservices/

Copyright © 2018-2020, 2021, Oracle and/or its affiliates. All rights reserved.

Oracle and Java are registered trademarks of Oracle and/or its affiliates. Other names may be trademarks of their respective owners.

U.S. GOVERNMENT END USERS: Oracle programs, including any operating system, integrated software, any programs installed on the hardware, and/or documentation, delivered to U.S. Government end users are “commercial computer software” pursuant to the applicable Federal Acquisition Regulation and agency-specific supplemental regulations. As such, use, duplication, disclosure, modification, and adaptation of the programs, including any operating system, integrated software, any programs installed on the hardware, and/or documentation, shall be subject to license terms and license restrictions applicable to the programs. No other rights are granted to the U.S. Government.

This software or hardware is developed for general use in a variety of information management applications. It is not developed or intended for use in any inherently dangerous applications, including applications that may create a risk of personal injury. If you use this software or hardware in dangerous applications, then you shall be responsible to take all appropriate failsafe, backup, redundancy, and other measures to ensure its safe use. Oracle Corporation and its affiliates disclaim any liability for any damages caused by use of this software or hardware in dangerous applications.

This software and related documentation are provided under a license agreement containing restrictions on use and disclosure and are protected by intellectual property laws. Except as expressly permitted in your license agreement or allowed by law, you may not use, copy, reproduce, translate, broadcast, modify, license, transmit, distribute, exhibit, perform, publish or display any part, in any form, or by any means. Reverse engineering, disassembly, or decompilation of this software, unless required by law for interoperability, is prohibited.

The information contained herein is subject to change without notice and is not warranted to be error-free. If you find any errors, please report them to us in writing.

This software or hardware and documentation may provide access to or information on content, products and services from third parties. Oracle Corporation and its affiliates are not responsible for and expressly disclaim all warranties of any kind with respect to third-party content, products, and services. Oracle Corporation and its affiliates will not be responsible for any loss, costs, or damages incurred due to your access to or use of third-party content, products, or services.

Contents

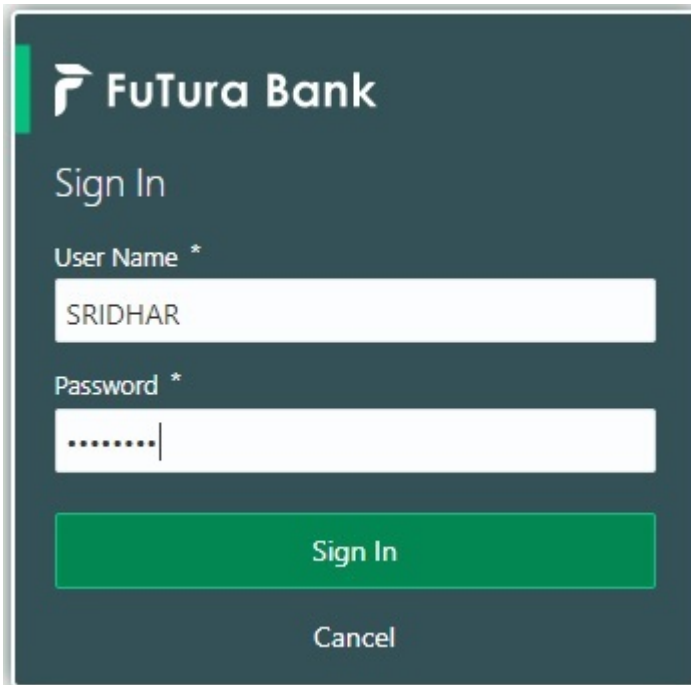
- Process Code Maintenance4**
 - Initiate Process Code Maintenance 4
- Reference and Feedback8**
 - References..... 8
 - Documentation Accessibility 8
 - Feedback and Support..... 8

Process Code Maintenance

Process code maintenance enables the user to set the process code to the individual stages according to the process. In the subsequent steps, let's look at the details for creating a process code:

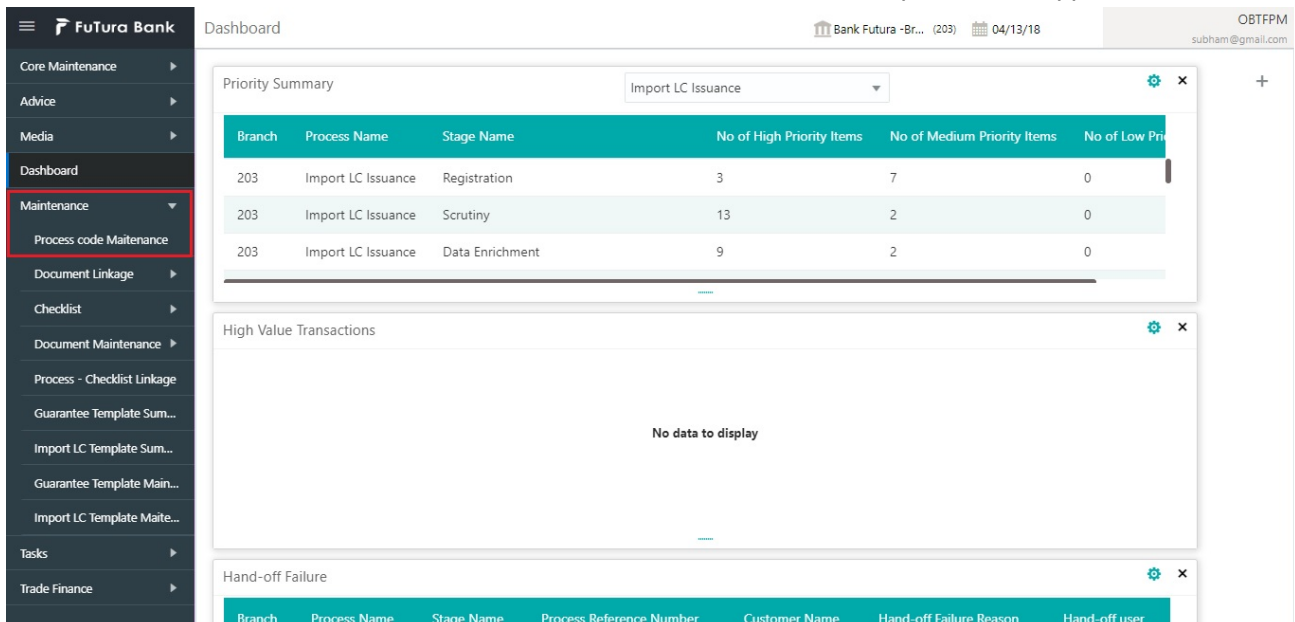
Initiate Process Code Maintenance

1. Using the entitled login credentials for registration stage, login to the application.



The image shows the FuTura Bank Sign In screen. It features the FuTura Bank logo at the top left. Below the logo, the text "Sign In" is displayed. There are two input fields: "User Name *" with the value "SRIDHAR" and "Password *" with masked characters. A green "Sign In" button is positioned below the password field, and a "Cancel" button is located at the bottom center.

2. Click **Core Maintenance > Process Code Maintenance** on the left pane of the application.



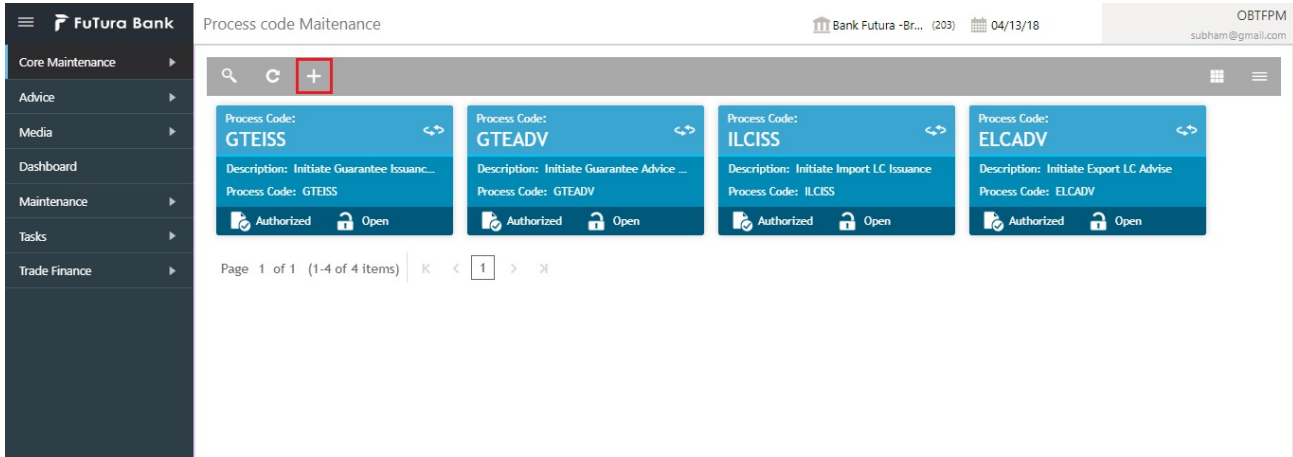
The screenshot displays the FuTura Bank dashboard. The left sidebar menu is expanded to show "Maintenance" with "Process code Maintenance" highlighted. The main content area shows a "Priority Summary" table for "Import LC Issuance".

Branch	Process Name	Stage Name	No of High Priority Items	No of Medium Priority Items	No of Low Priority Items
203	Import LC Issuance	Registration	3	7	0
203	Import LC Issuance	Scrutiny	13	2	0
203	Import LC Issuance	Data Enrichment	9	2	0

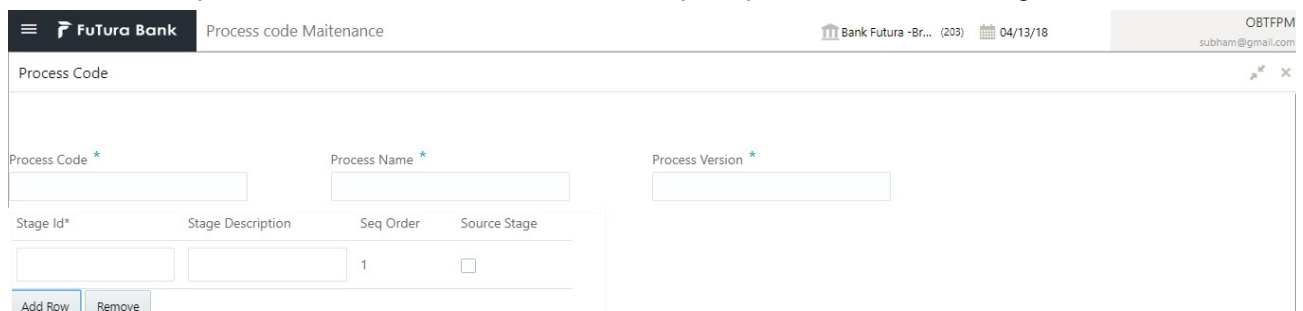
Below the table, there is a "High Value Transactions" section with the message "No data to display". At the bottom, there is a "Hand-off Failure" section with a table structure.

Branch	Process Name	Stage Name	Process Reference Number	Customer Name	Hand-off Failure Reason	Hand-off user
--------	--------------	------------	--------------------------	---------------	-------------------------	---------------

3. Click **Plus** Icon to create a new process code.

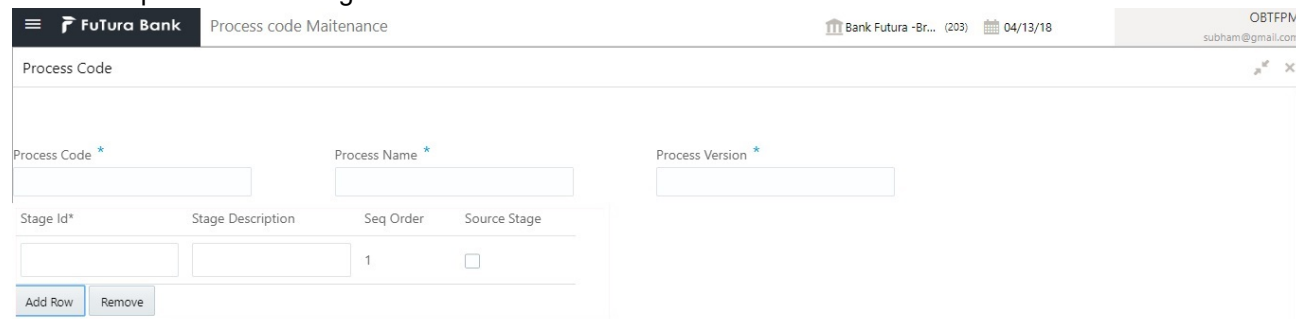


4. Provide process code details based on the description provided in the following table:



Field	Description	Sample Values
Process Code	Provide a unique abbreviation for the process name. The code must be an alphanumeric text with length of maximum 10 character.	
Process Name	Provide the process name.	
Application Category Code	Provide the version of the process.	

Click **Add Row** to capture the stage details that needs to be mapped to the process code as per the description the following table:



Field	Description	Sample Values
Stage ID	Provide a unique ID for the stage.	
Stage Description	Provide the description of the stage.	

Field	Description	Sample Values
Seq Order	<p>The sequence order identifies the order of the stage in the complete process.</p> <p>Registration must be first in sequence order.</p>	
Source Stage	<p>Enables to identify if the particular stage is the starting point of the process.</p>	

P

Process Code Maintenance	
Initiate Product Code Maintenance	4
Product Code Maintenance	4

References

For more information on any related features, you can refer to the following documents:

- Getting Started User Guide
- Common Core User Guide

Documentation Accessibility

For information about Oracle's commitment to accessibility, visit the Oracle Accessibility Program website at <http://www.oracle.com/pls/topic/lookup?ctx=acc&id=docacc>.

Feedback and Support

Oracle welcomes customers' comments and suggestions on the quality and usefulness of the document. Your feedback is important to us. If you have a query that is not covered in this user guide or if you still need assistance, please contact documentation team.